

OMNIA IRRIGATION SETS

COMPATIBLE WITH MOST IMPLANT
MOTOR MODELS IN THE MARKET



MAKE THE RIGHT CHOICE

SINGLE USE IRRIGATION SETS SIMPLIFY YOUR SURGERY ROUTINE

GENERAL RISK FACTOR FOR THE DEVELOPMENT OF PERI-IMPLANTITIS

“One of the causes of predisposition to peri-implantitis during the surgical implantation procedure is thermal injury to bone”†

To avoid thermal injury to bone, the surgical bur must be properly cooled with the right flow of cooling fluid. This flow can be controlled by using an irrigation system designed exclusively for a particular physiodispenser.

† BDIZ EDI Guideline: Peri-implantitis: Prevention - Diagnosis - Therapy 10th European Consensus Conference, February 2015 Page 3 of 7

BENEFITS FOR CLINICIAN, DENTAL TEAM AND PATIENT

- Proper irrigation during the creation of the implant site is a fundamental element for successful bone integration of the implant and the overall outcome of the operation.
- Wide range of mechanical irrigation lines which are compatible with most implant motor models. Irrigation systems include a vented spike, a roller or clamp for flow control, fittings, and an integrated peristaltic pump section.
- Convenient terminal cap makes the connection of the irrigation line to the hand piece easy to achieve. The cap allows you to connect tubes to the wide variety of cooling needle models available.
- The mechanical irrigation systems offer the following options:
 - a. Internal irrigation only
 - b. External irrigation only
 - c. Internal and external irrigation



THE BENEFITS



HIGH QUALITY

- Irrigation lines are disposable medical devices subject to 93/42/EC Directive and update 2007/47/EC and are classified in risk class IIa.
- The sterilization process is validated according to EN ISO 11135-1:2014.
- Irrigation lines are subject to controls and tests on the individual components and afterwards on the final assembled product according to UNI ISO 2859-1.
- Each irrigation line is packed in a sterile medical blister. Each pack contains 10 pieces and each piece is single use sterile.
- The label contains all the information to identify the device (code, lot, expiration date), and to allow easy data storage and traceability.
- Sterility guaranteed for 5 years from the date of production (if package is not damaged).



EASY INSTALLATION

- Installed in minutes
- Six simple steps to connect the irrigation line to the pump.
- Three options to connect to the contra angle



SIMPLE

- Cost-effective
- Compatible with bottle and municipal systems
- Can be used either with sterile liquid or distilled water
- Compatible with most physiodispensers and mechanised systems available on the market



EXCELLENT MATERIALS

- Elastic and flexible hose in light blue. The hose is 230 cm long, enough to follow the micromotor's cord, resulting in a total length of around 280 cm (starting from the vented spike).
- Soft final tip that helps to connect the irrigation line with all the cooling needles
- Soft silicone peristaltic pump hose section.
- PVC DEHP free and Latex-free

FEATURES OF IRRIGATION LINES

COMPONENTS TO SIMPLIFY YOUR ROUTINE.

HOSE

The hose of the irrigation line is produced in one piece, intended to be used in medical field with characteristics of elasticity, high flexibility and transparency, so that the eventual passage of air bubbles in the water can be clearly observed. The hose is 230 cm long and its diameter is 1,5x3 mm.

ROLLER

The flow regulator by means of a roller, is mounted after the vented spike and is used to regulate or stop the flow of the solution. The flow regulation is assured by the roller itself. When ½ litre sterile liquid cooling bags are used, it is suggested to open all the roller as the flow tends to decrease with the consumption of the coolant liquid.

VENTED SPIKE

The first part of the irrigation line is the vented spike. It is suitable to punch the cap of the coolant liquid, is supplied with an air filter, which looks like a cap to be opened and closed in order to offset the internal pressure of the bag/bottle.

TAP

The 3-way stopcock tap, is used to regulate the flow, and allows to have optimal control on the flow of the liquid. The tap is included only in irrigation sets REF. 32.F0139, 32.F0159 and 32.F0171.

PERISTALTIC PUMP HOSE SECTION



The peristaltic pump hose section is made of soft silicone and allows an accurate flow and long duration of usage. The length of the peristaltic pump section varies according to the different physiodispensers, to adapt each irrigation line to the different peristaltic pumps available on the market.

CONNECTOR

Irrigation lines present a particular connector, placed after the peristaltic pump section. The connector in acetal resin acts as a reduction between the peristaltic pump section and the irrigation hose, of smaller diameter. The aim is to prevent any possible leak of water.

END TIP


The tip is inserted in the final part of the physiodispenser and it comes with a practical cap which helps the connection of the irrigation line on the hand piece. This allows to connect the irrigation lines with all cooling needles, often having different diameters.




EASY INSTALLATION

Before use, make sure that the product is sterile. The product is intended to be sterile when the packaging is intact and doesn't show any damage. If the blister is intact, remove the irrigation set from the sterile packaging.


Remove the cap from the vented spike.




Insert the vented spike in the liquid cooling bag or connect the irrigation system through the Luer Lock. The vented spike comes with an air filter, made by a cap to be opened and closed in order to regulate the flow of the cooling liquid.



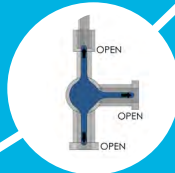
Where foreseen, adjust the flow with the roller.



Insert the hose in the peristaltic pump, check the flow direction and use the appropriate connection at the end of the silicone hose.




Connect the final hose to the three ways tap and regulate the flow direction.




Connect the final part of the irrigation hose to the contra-angle.

Omnia irrigation sets offer the following options:

- a. Single way internal irrigation
- b. Single way external irrigation
- c. Double way internal and external irrigation, with an Y connection supplied in the packaging.




Fix the irrigation hose to the cord of the micro motor using the clips included: S tube holders for Physiodispenser and heparin hook for piezosurgery.




ACCESSORIES INCLUDED IN THE PACKAGING

For those who use the double irrigation, each irrigation set contains the following accessories:




Y JOINTS

In case of double irrigation, it is possible to use this joint, (Y connector in nylon and silicone tubings) which turns the single irrigation into double.



CORD HOLDER HOOK

When the diameter of the cord of the physiodispenser is very large, it is possible to use these hooks to fix it to the irrigation line.



S SHAPED CLIPS

The practical S shaped clips allow to fix the irrigation hose to the cord of the micro motor.

STERILE SALINE SOLUTION

For proper usage of the irrigation line we suggest to use a sterile solution, whose indication of use is registered as the cooling of surgical rotating instruments.

The sterile solution is a product designed to cool rotating surgical instruments during implant surgery or oscillating instruments during piezoelectric surgery. After surgery the solution may be used to remove blood and tissue fragments, to wash and irrigate wounds. In case of total disinfection, the solution may be used to wash thermo-sensitive surgical and medical instruments.



Sterile solution
32.E0000.00
(sodium chloride 0.9 %)
with connector for vented spike,
1 L bag (non-medicinal)



Sterile solution
32.E0001.00
(sodium chloride 0.9 %)
with connector for vented spike,
500 ml bag (non-medicinal)



Sterile solution
32.E0002.00
(sodium chloride 0.9 %)
with connector for vented spike,
250 ml bag (non-medicinal)

STERILE DISTILLED WATER

Sterile distilled water is the indispensable aid for cooling the surgical site in Implantology.

As it does not contain sodium chloride, it guarantees the non-oxidation of all the surgical devices used in surgery. In addition to this, the non-crystallization of sodium considerably facilitates the practices of handpieces restoring.

DID YOU KNOW?

Once crystallized, the saline component of the 0.9 % sodium chloride solution tends to obstruct the internal ducts of the handpiece and oxidize the metal components. OMNIA has the right solution: the **STERILE DISTILLED WATER** in 3 different formats.



Sterile distilled water irrigation solution
32.E0020.00
1 L bag




Sterile distilled water irrigation solution
32.E0021.00
500 ml bag



Sterile distilled water irrigation solution
32.E0022.00
250 ml bag

MECHANICAL IRRIGATION SETS
PHYSIODISPENSER AND PIEZOELECTRIC SURGERY



The practical terminal cap makes the connection of the irrigation line to the hand piece easier and allows connecting our tubes with all cooling needles of the different hand pieces, whose diameters often differ.


Partcode	Name	Type*	Compatible with	Qty
32.F0100.00	Extension cable for mechanical irrigation systems		Fits all irrigation sets	10 pcs
32.F0001.00	Irrigation set	1/2Y	Suni Satelec 2000/3000, Expert, Suni Max,Surgi set basic; Surgi set pro 500, Dental Surgery Unit, Dental Unit DSC Electronic, Sweden&Martina, Sky unit, Dental Unit Teseo, Miniuniko Surgery, Blue Rocket BR3000, BR4000	10 pcs
32.F0006.00	Irrigation set	1/2Y	W&H Elcomed 200/100, Astratech Elcomed 100	10 pcs
32.F0016.00	Tubing extension with Luer without piercing pin	1/2Y	W&H Elcomed 200/100, Astratech Elcomed 100	10 pcs
32.F0056.00	Tubing extension with Luer and flow regulator without perforator	1	W&H Elcomed 200/100, Astratech Elcomed 100, Hand Fuser (30.E0008)	10 pcs
32.F0008.00	Irrigation set	1/2Y	Atr 3000 Plus, 3000 new, 3000 Krugg, Atr 5000, Steri Oss Nobel biocare, Physio Dispenser 3000 B&B Dental, Techno Implant RTC Sistemi, XO Osseo	10 pcs
32.F0013.00	Irrigation Set	1/2Y	Nouvag 3000/Nouvag 7000/MD10, MD20 without tap/ Straumann model Nouvag/SM12 Sem2/SU100/CBM; Novaxa Assistant 2, Assitant I-XT, New AssistantNovaxa	10 pcs

***KEY:**



1 = Single irrigation

1/2 = Internal and external irrigation without Y joint

1/2Y = Internal and external irrigation with Y joint

 = Tap for connecting the second irrigation line to the second contra-angle or for the connection of Omnirrigator

MECHANICAL IRRIGATION SETS PARTCODES
PHYSIODISPENSER AND PIEZOELECTRIC SURGERY

Partcode	Description	Type	Compatible with	Qty
32.F1023.00	Irrigation set Export	1/2	Nouvag 3000/Nouvag 7000/MD10, MD20 without tap/ Straumann model Nouvag/ SM12 Sem2/SU100/CBM; Novaxa Assistant 2, Assitant I-XT, New Assistant Novaxa	10 pcs
32.F0014.00	Irrigation set	1/2Y	Micro Dispenser 8000 with tap, MD10S, MD20 with tap	10 pcs
32.F0015.00	Irrigation set	1/2Y 	Nouvag 3000/ Nouvag7000/ MD10, MD 11, MD20 without tap, MD30/ Straumann model Nouvag/ SM12 Sem2/ SU100/ CBM; Nouvag 8000 with tap, MD10S, MD20 with tap, Impl6000 Sweden&Martina	10 pcs
32.F0019.00	Irrigation Set	1/2Y	ATR Physio Plus - ATR- 3000 PLUS - ATR- 5000 PLUS	10 pcs
32.F0020.00	Irrigation set	1/2Y	Miniuniko, Miniuniko C, Miniuniko F Mariotti, Miniuniko CL Mariotti, Sirona Teneo	10 pcs
32.F0090.00	Irrigation set	1/2Y	Dental Unit Teneo Sirona	10 pcs
32.F0105.00	Irrigation set	1/2Y	Aseptico Aeu 6000 series, Aseptico Aeu 7000 series, Saeyang Ki-20, Impl6000 Sweden&Martina	10 pcs
32.F0106.00	Irrigation set	1/2Y	Aseptico Aeu 1000 -70/V, Aseptico Aeu 1070-70V	10 pcs
32.F0108.00	Irrigation set	1/2Y	Piezosurgery Touch Mectron	10 pcs
32.F0112.00	Irrigation set	1/2Y	De Giorgi Steri Implant, INTRAMATIC 2, INTRAMAX PLUS, Solujet	10 pcs
32.F0113.00	Irrigation set	1/2Y	Kavo Intrasept 905 - Mectron Piezosurgery II, Piezosurgery 3	10 pcs
32.F0118.00	Irrigation set	1	ULTRASURGERY De Giorgi, Resita UBS	10 pcs
32.F0134.00	Irrigation set	1/2Y	NSK Surgic XT, Surgic XT Plus, Osseocision®, VarioSurg, SurgicPro, Kyocera Implantor Neo, Bonart Piezo surgical system, Dentium iCTmotor, NSK 3i Osseocision, Delfine Intra-Lock	10 pcs
32.F0139.00	Irrigation set	1/2Y 	Nobel Biocare80/ W&H Implantmed/ Implant Med new design 2005/ Implantmed SI 923/ Astratech Implant SI 923/ Surgical Motor System/Ace/Straumann/InnovaCorp. 3I/Centerpulse/Lifecore/ DU 900/FRIOS® UNIT S/ FRIOS® UNIT S/I, Osseoset 100/ Osseoset 200/Osseocare, Elcomed SA 310/SA2006, Piezomed, W&H SI 1023	10 pcs
32.F0141.00	Irrigation set	1	Anthogyr 6842 V	10 pcs
32.F0142.00	Irrigation set with Luer Lock without perforator	1	Anthogyr 6842 A	10 pcs
32.F0147.00	Irrigation set	1/2Y	Saeshin Traus SIP10, X-Cube, De Giorgi Traus sip 10	10 pcs
32.F0148.00	Irrigation set	1/2Y	Anthogyr Implanteo, Implanteo Led	10 pcs
32.F0150.00	Irrigation set	1/2Y	Miniuniko Piezo	10 pcs
32.F0151.00	Irrigation set	1/2Y	Simpla PROIMPLA, Acteon Group - Satelec I-ENDO Dual, HT-IMPLANT	10 pcs
32.F0159.00	Irrigation set	1/2Y 	Elcomed SA 200 W&H pump cm 19 Innova Corp-Strauman Frioss Unit E, Drilltech BTI	10 pcs
32.F0161.00	Irrigation set	1/2Y	Intrasurg 300/500; Intrasurg 300 PLUS; Intrasurg 1000; Intrasurg 1000 Air	10 pcs
32.F0170.00	Irrigation set	1/2Y	Bien Air Chiropro 980 / EMS PIEZON® MASTER surgery / Esacrom Surgisonic I / UBS-Ultrasonic bone surgery/ Surgybone - Acrobone - Easybone Silfradent, BioSAFin Easy Surgery, MyTUTOR, Heracle Sweden&Martina, Cefla dental Chair, Osseodoc BienAir	10 pcs
32.F0171.00	Irrigation set	1/2Y 	Bien Air Chiropro 980 / EMS PIEZON® MASTER surgery/ Esacrom Surgisonic I / UBS-Ultrasonic bone surgery/ Surgybone - Acrobone - Easybone Silfradent,BioSAFin Easy Surgery, MyTUTOR, Heracle Sweden&Martina, Osseodoc BienAir	10 pcs
32.F0188.00	Irrigation set	1/2Y	Silfradent	10 pcs
32.F0194.00	Irrigation set	1/2Y 	Acteon Implant centre, Piezotome; Dual 2000 De Godzen; Assitant Novaxa, Suni Satelec Expert, Acteon I-Surge, I-Surge Plus, Acteon Piezotome/Piezotome 2, Acteon Solo, Acteon Implant center/Implant center2 Led	10 pcs
32.F1200.00	Irrigation set	1/2Y	Implantmed SI-95/SI-923/SI-915/SI-1023/SI-1015/SI-1010, Elcomed SA-310, Piezomed SA-320	10 pcs

All the marks mentioned above are the Trademarks® of the respective manufacturers.
Please visit our website www.omniaspa.eu to be always informed of the latest news about the irrigation lines.

HAND FUSER IRRIGATION SET

PHYSIODISPENSER AND PIEZOELECTRIC SURGERY

Hand Fuser is an external irrigation system that is used when the implant equipment includes no peristaltic pump or when additional irrigation is necessary during surgery.

Regardless of the number of revolutions or working angle of rotating instruments, the Hand Fuser manual cooling system allows obtaining a smooth flow of cooling fluid. Furthermore, since it is an external system to the Physiodispenser, it can also be easily used to “wash” the surgical site and remove any blood that would prevent the dental surgeons from clearly examining bone surfaces. The system is also suitable for irrigation during final screwing of the implant by means of a dynamometric key.



- THE SET CONSISTS OF:**
- 1 Cuff with pressure gauge and pump that generates pressure on the saline solution bag, so as to push the cooling fluid towards the Omnirrigator syringe;
 - ½ litre sterile water (32.E0021) to cool rotating surgical instruments;
 - 1 Omnirrigator (32.F1007): manual irrigation system with button-driven flow regulator, by means of which the assistant can keep the operation field clean, and further cool the implant site.

Partcode	Description	Qty
30.E0008.00	Hand Fuser irrigation system	1 piece



OMNIRRIGATOR



Manual irrigation system with button-driven flow regulator that enables the assistant to keep the operation field clean and further cool the implant site. The system is also suitable for irrigation during final screwing of the implant by means of a dynamometric key. The tube fitted with the perforating needle to be inserted into the saline solution bag. The irrigation tube is 200 cm long.



Partcode	Description	Qty
32.F1007.00	Manual irrigation set with button-driven flow regulator	5 pcs

ACCESSORIES FOR MANUAL IRRIGATION

Accessories for manual irrigation to complement mechanical irrigation systems. They may be used to customize cooling lines according to your own needs. If a special irrigation line with peristaltic pump block is not available, the system can be composed by combining the items listed below.


Partcode	Description	Qty	
32.F0116.00	Perforator for Hand Fuser with female Luer connector	10 pcs	
32.F0016.00	Tubing extension with Luer without piercing pin	10 pcs	



DETAIL OF THE PERFORATOR



The irrigation system 32.F0157.00 is a semi-manual system, which may be connected to the Hand Fuser system through the perforator, or it may be directly connected to the contra-angle through a hook-shaped flow adjuster. The practical sliding button, which must be hooked to the handpiece, allows stopping or adjusting flow strength.

Partcode	Description	Qty	
32.F1003.00	Terminal irrigation needle for Omnirrigator, in PVC	50 pcs	
32.F0157.00	Manual irrigation set with sliding flow adjuster for contra-angle	10 pcs	

For more information on Hu-Friedy products or to place an order, call 00800 48 37 43 39 or visit Hu-Friedy.eu
For more information on Crosstex products, call +39 05 24 52 74 53 or visit crosstex.com
For more information on Omnia products or to place an order, call +39 05 24 52 74 53 or visit omniaspa.eu

As some of the products included in this catalogue might not be available in some countries, we invite you to verify the availability of the product with your local authorised dealer or to contact our customer care at the free phone number 00800 48 37 43 39. All product names are trademarks of Omnia Srl, a Cantel Medical Company, its affiliates, or related companies, unless otherwise noted.

©2021 Omnia Srl. All rights reserved. 90.L007700 Rev B – 07/2021